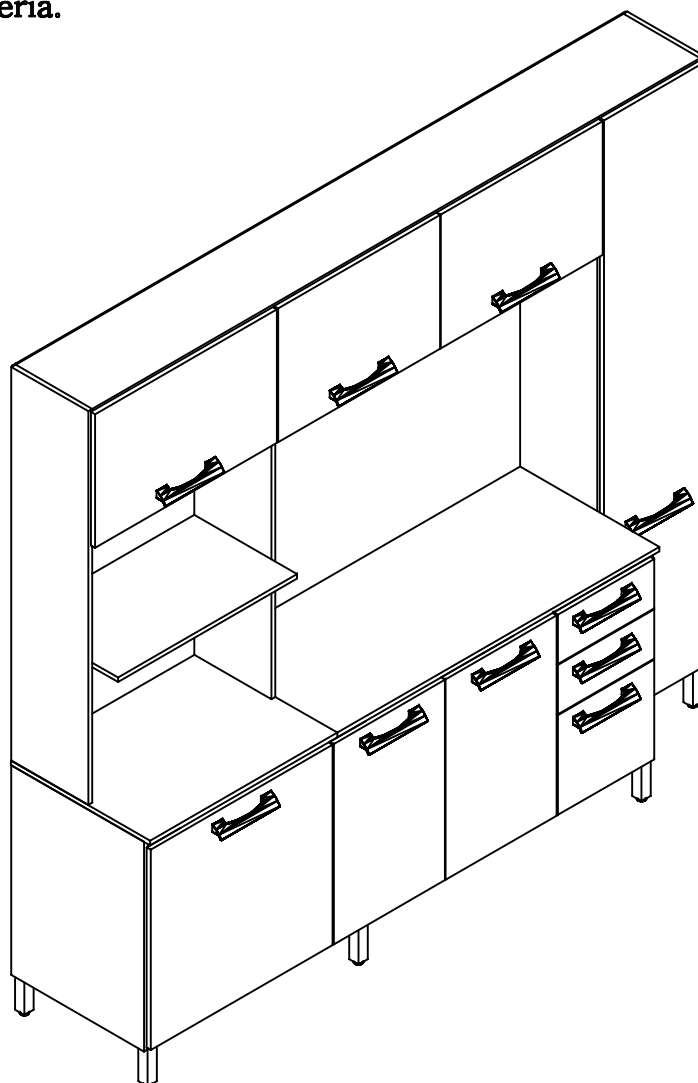


MANUAL DE MONTAGEM



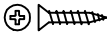






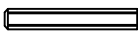
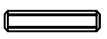








Parabéns, você acaba de adquirir um produto Kappesberg!


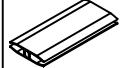
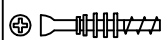
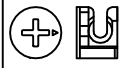












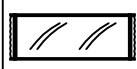




A Kappesberg é uma marca que cresceu e se desenvolveu com a população brasileira e de todos os países para onde exporta, e ao longo destes anos participa do seu dia-a-dia. É por isso que o design hoje é parte da sua vida, a qualidade de cada móvel é um compromisso diário e a inovação vem para oferecer ao cliente a confiança nessa grande parceria.



Garantia de 03 (três) meses,
por defeito de fabricação.

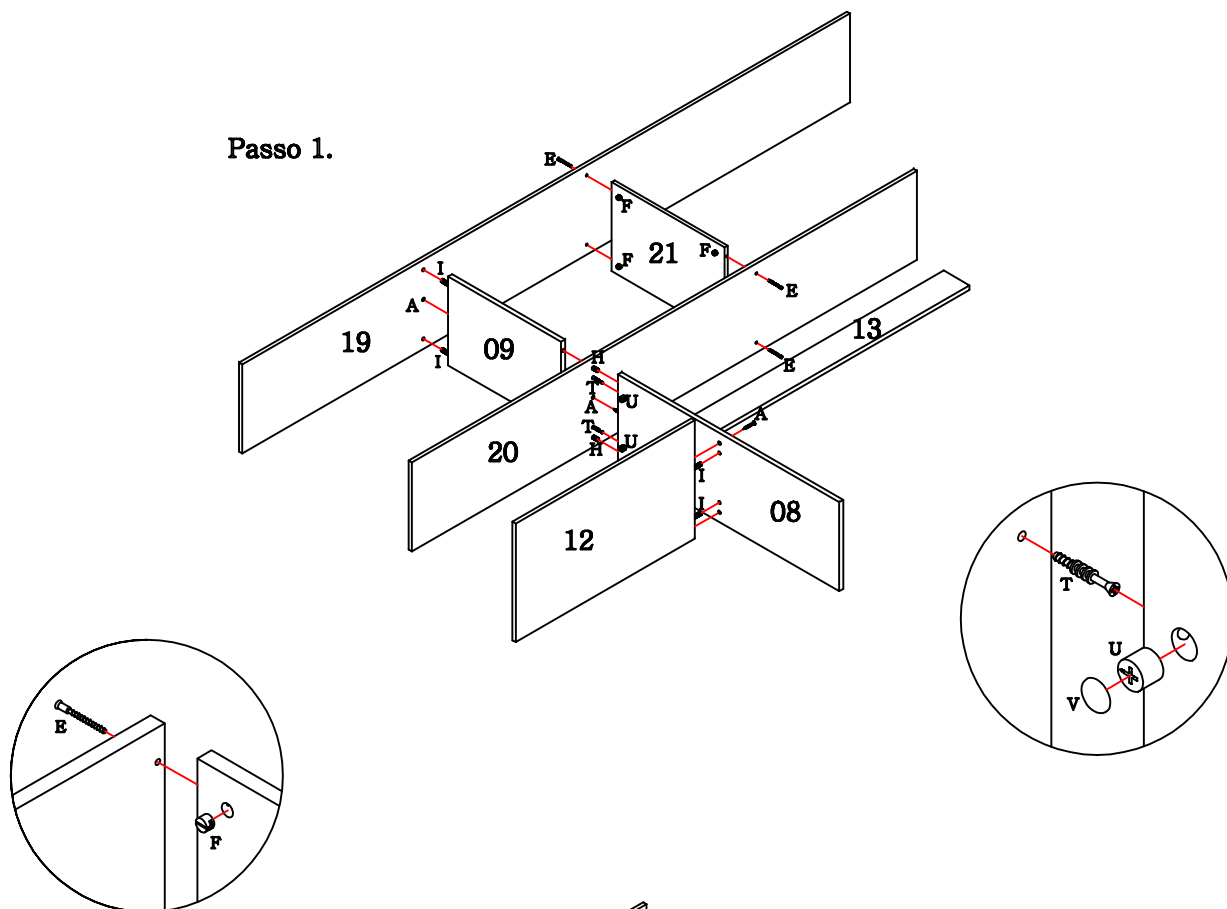
Lista de peças						
Código de assistência	Descrição	Quant.	Compr. (mm)	Larg. (mm)	Espes. (mm)	Caixa/ volume
01	Lateral direita do paineliro	1	1970	288	15	C
02	Lateral esquerda do paineliro	1	1958	288	15	C
03	Lateral direita inferior	1	680	496	15	A
04	Lateral esquerda infeior	1	680	496	15	A
05	Divisória direita inferior	1	608	496	15	A
06	Divisória esquerda inferior	1	608	496	15	A
07	Lateral esquerda superior	1	1275	288	15	C
08	Lateral direita superior maior	1	828	288	15	C
09	Lateral direita superior menor	1	423	288	15	C
10	Tampo do forno	1	701	520	15	B
11	Tampo da pia	1	1204	520	15	A
12	Tampo do microondas	1	670	384	15	A
13	Sarrafo do aéreo de pia	1	1204	96	15	A
14	Travessa frontal	1	1874	60	15	A
15	Travessa traseira	1	1874	60	15	A
16	Base do paineliro	1	370	288	12	C
17	Prateleiras do paineliro	3	370	224	12	A
18	Base	1	1874	496	12	A
19	Chapéu	1	2274	288	12	C
20	Base do aéreo	1	1889	288	12	C
21	Divisória do aéreo de pia	1	423	288	12	C
22	Prateleira inferior menor	1	670	384	12	A
23	Prateleira inferior maior	1	824	224	12	A
24	Lateral de gaveta menor direita	2	360	90	12	A
25	Lateral de gaveta menor esquerda	2	360	90	12	A
26	Cabeceira de gaveta menor	2	301	90	12	C
27	Lateral de gaveta maior	2	360	180	12	B
28	Cabeceira de gaveta maior	1	301	180	12	C
29	Costa do paineliro	1	1967	388	3	A
30	Costa do aéreo	1	1906	440	3	A
31	Costa inferior menor	2	688	315	3	A
32	Costa do balcão de pia	2	839	315	3	A
33	Costa das gavetas	1	635	379	3	A
34	Fundo de gaveta	3	314	358	3	A
35	Porta do paineliro	1	1956	380	15	A
36	Porta do aéreo de pia	2	606	433	15	B
37	Porta do aéreo esquerdo	1	680	433	15	B
38	Portas do balcão de pia	2	649	416	15	B
39	Porta inferior maior	1	649	680	15	B
40	Frente do gavetão	1	360	323	15	A
41	Frente de gaveta	2	360	160	15	A

Ferragem			
	Código de assistência	Descrição	Quant.
A	226	 Parafuso chato 4,0x40 bicromatizado	21
B	491	 Parafuso chato 4,0x25 bicromatizado	6
C	5256	 Parafuso chato 4,0x20 bicromatizado	6
D	30457	 Parafuso chato 3,5x12 cabeça rebaixada	80
E	3682	 Parafuso philips 5,0x50	32
F	22972	 Porca cilíndrica 12x9mm Branco	32
F	22973	 Porca cilíndrica 12x9mm Carvalle	32
F	22759	 Porca cilíndrica 12x9mm Teca Itália/ Noce	32
G	107	 Pregão 10 x 10	112
H	1925	 Cavilha 6x50mm	2
I	1802	 Cavilha 6x30mm	50
J	85	 "L" de metal	20
K	118	 Suporte para prateleira	10
L	18458	 Suporte triangular preto	6
M	1423	 Fixador de costa	25
N	4206	 Dobradiça curva 26	7
O	4206	 Calço para dobradiça	7
P	4206	 Parafuso panela 3,5x14 para dobradiça	28
Q	31875	 Puxador Sense/Onix 160 / 192mm	10

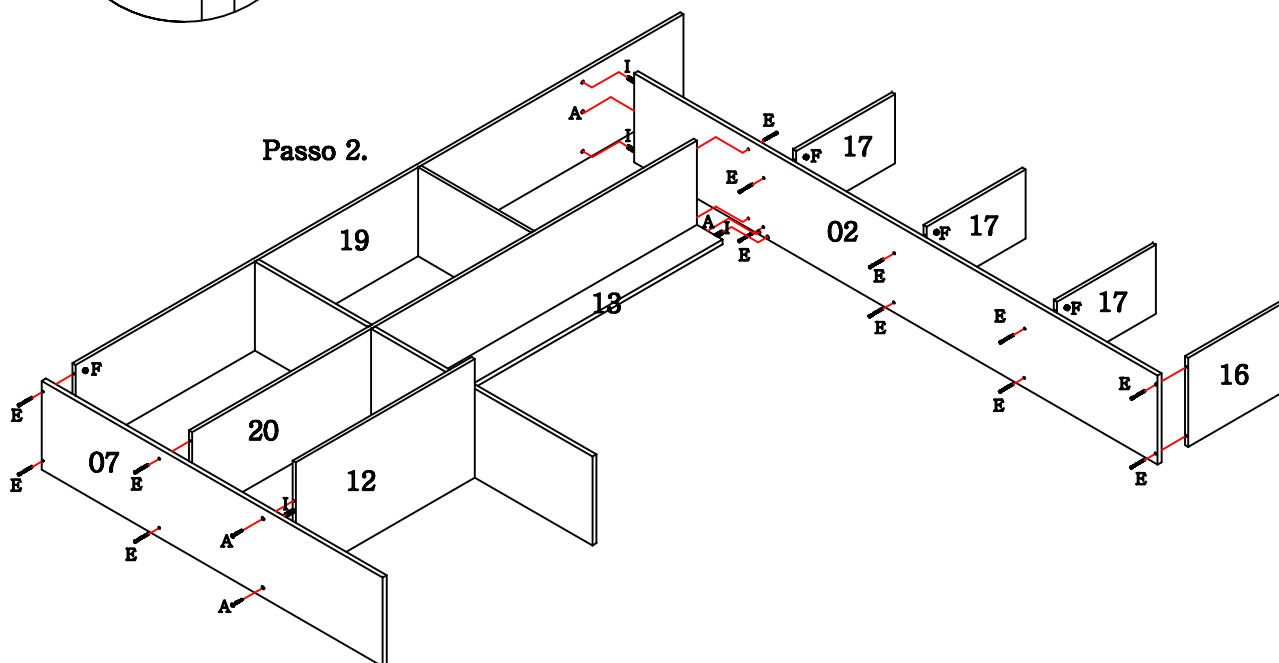
R	14991	 Perfil "H" 670mm Bege	1
S	22316	 Perfil "H" 822mm Bege	1
T	30945	 Minifix (parafuso)	2
U	30950	 Minifix (tambor)	2
V	2347	 Tampa para minifix Branco	2
V	14855	 Tampa para minifix Carvalle	2
V	8090	 Tampa para minifix Teca Itália	2
V	8105	 Tampa para minifix Preta	2
V	3329	 Tampa para minifix Tabaco	2
V	7202	 Tampa para minifix Teca	2
W	31998	 Tapa furo adesivo Nature 13mm	44
W	36059	 Tapa furo adesivo Amendoa 13mm	44
X	31126	 Pezinho balcão Onix 35 x 35mm	8
Y	14773	 Parafuso flange 3,5x25 zincado branco	20
Z	95	 Parafuso flange 5,0x50 zincado branco	8
AA	169	 Corrediça 350mm (de metal) branca	3
AB	41	 Cola branca em bisnaga (10g)	1
AC	899	 Cantoneira de metal	4
AD	47	 Dobradiça curva 35	8
AE	47	 Calço para dobradiça	8
AF	47	 Parafuso panela 4,0x14 para dobradiça	32



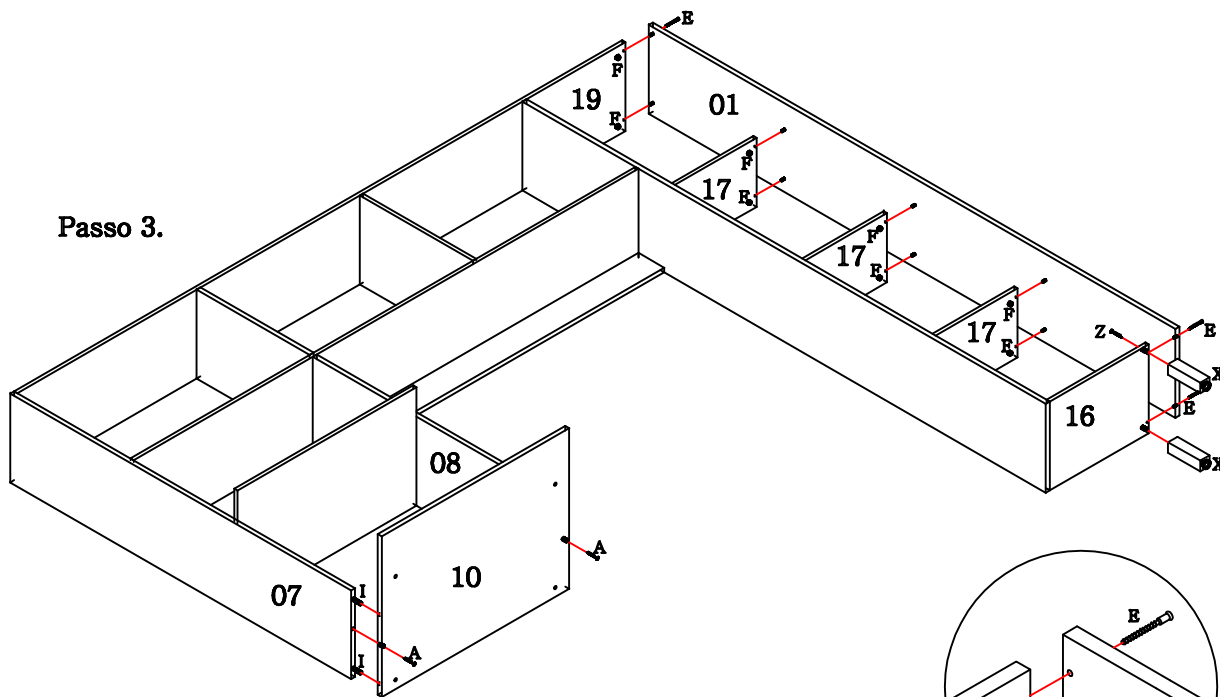
Passo 1.



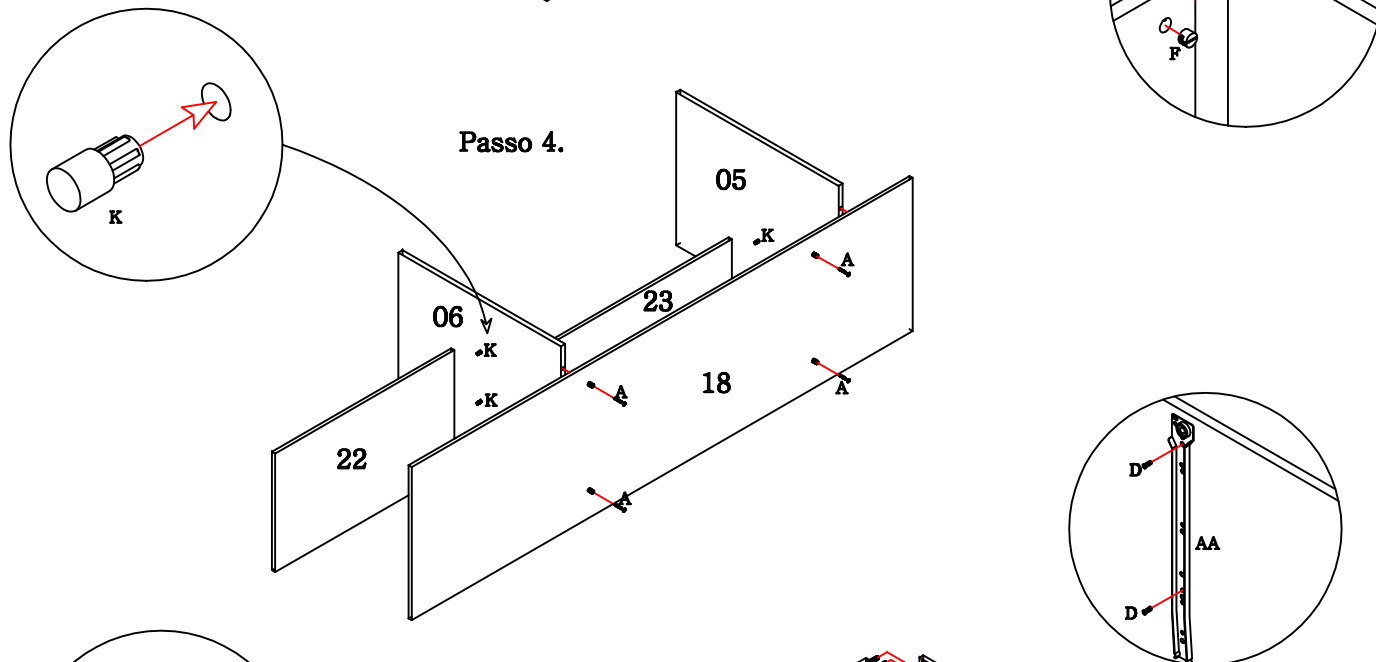
Passo 2.



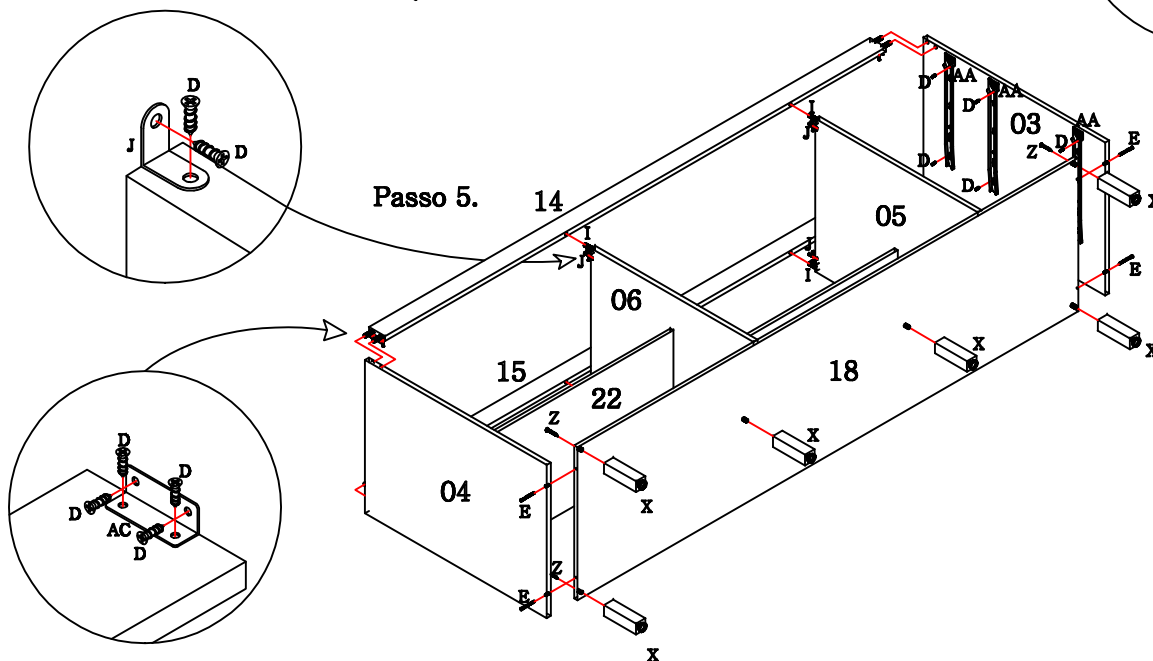
Passo 3.

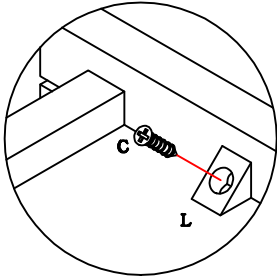


Passo 4.



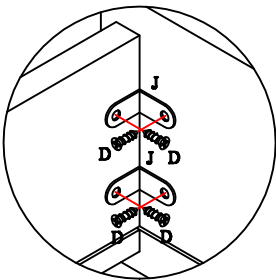
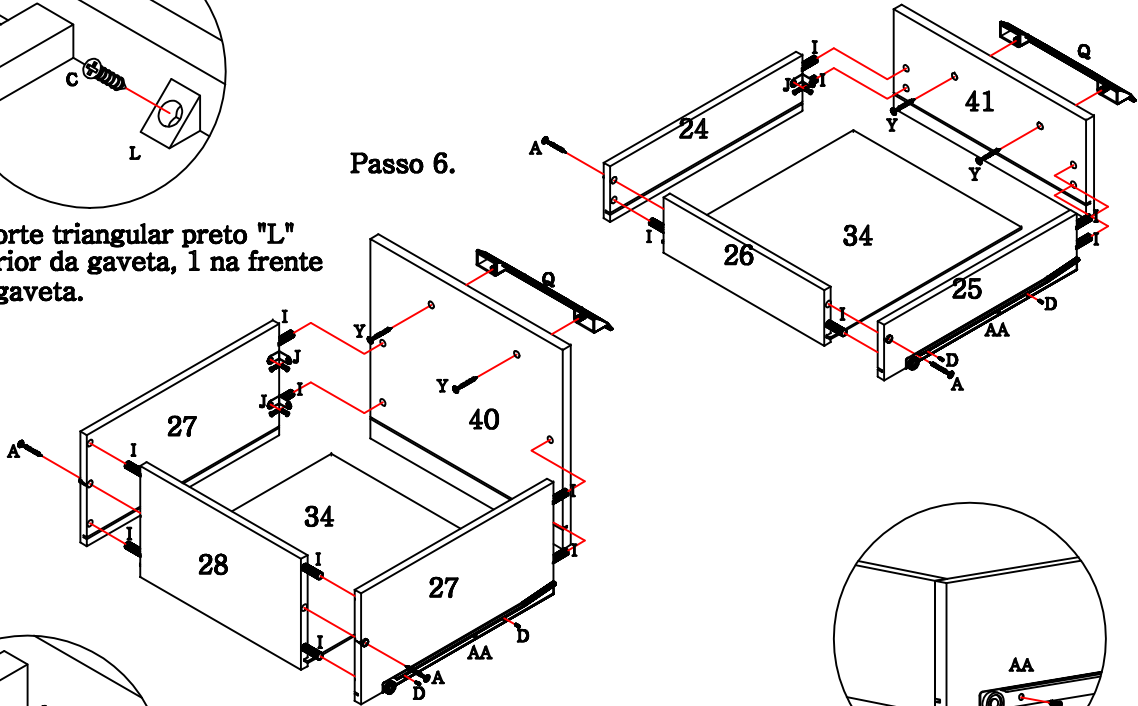
Passo 5.





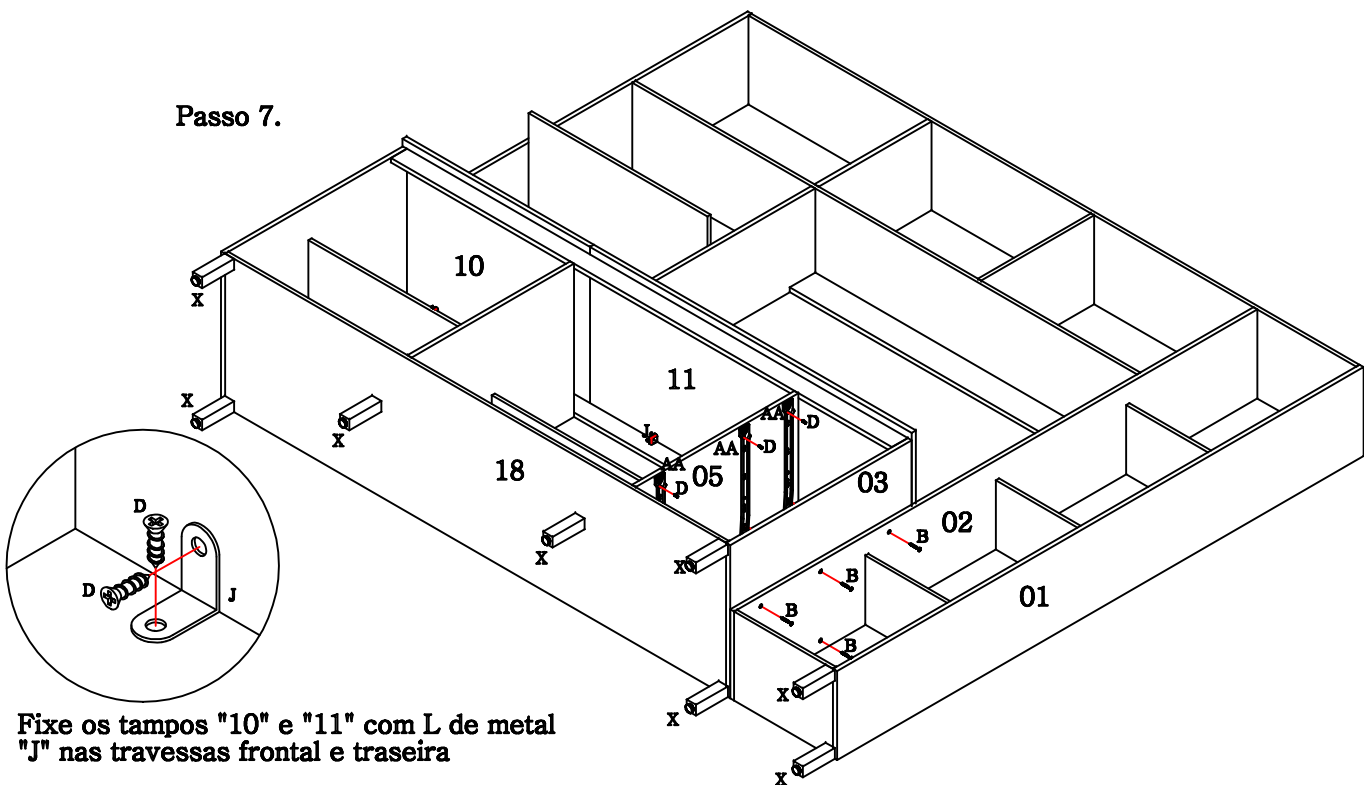
Utilize o suporte triangular preto "L" na parte inferior da gaveta, 1 na frente e 1 atrás da gaveta.

Passo 6.

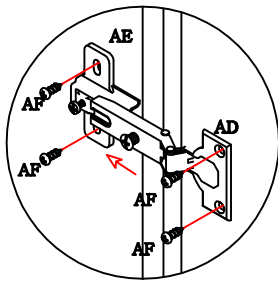


Nas duas gavetas menores é usado apenas 1 L de metal em cada lateral.

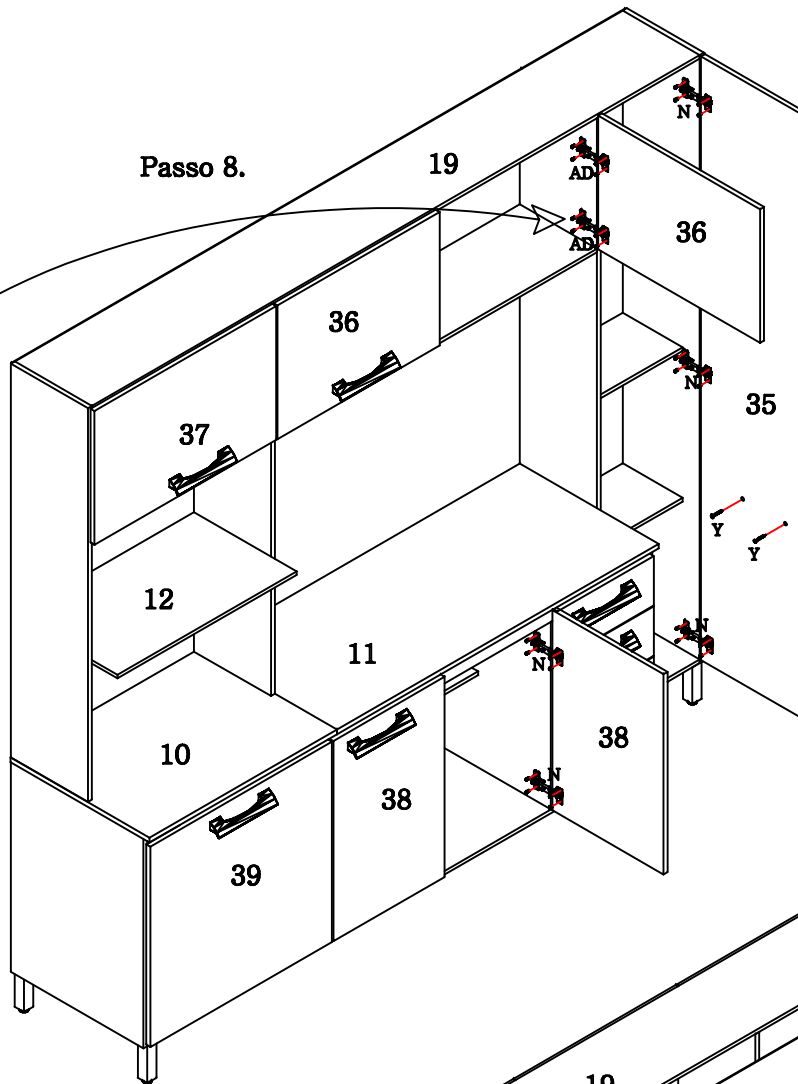
Passo 7.



Fixe os tampos "10" e "11" com L de metal "J" nas travessas frontal e traseira

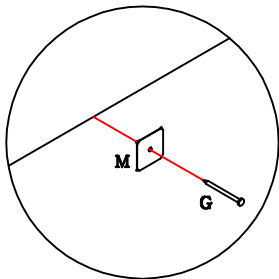


Passo 8.

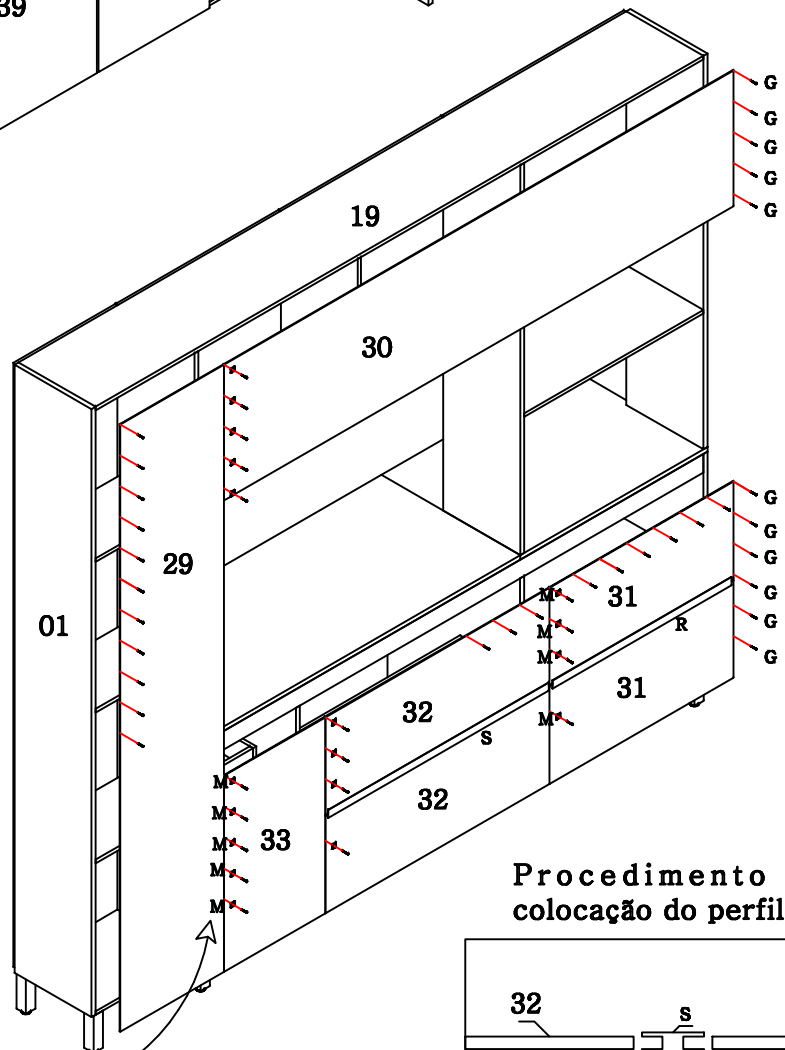


Nas portas:
Inferior maior n°39
Aéreo esquerdo n°37
Aéreo de pia n°36
 devem ser usadas as dobradiças "AD" com o calço "AE" e parafusos "AF".

Passo 9.



A costa "33" deve ser fixada no topo da lateral esquerda do painel



Procedimento de colocação do perfil H.

