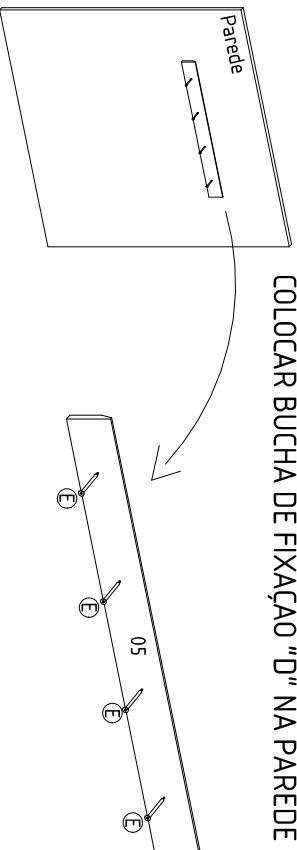
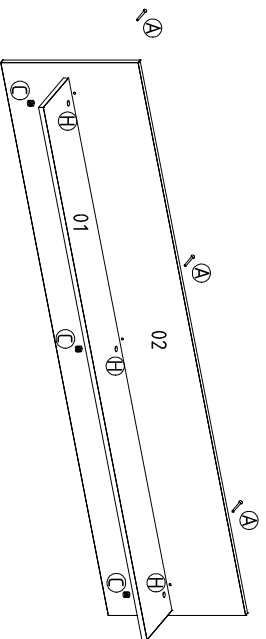


Passo 01

**COLOCAR BUCHA DE FIXAÇÃO "D" NA PAREDE**


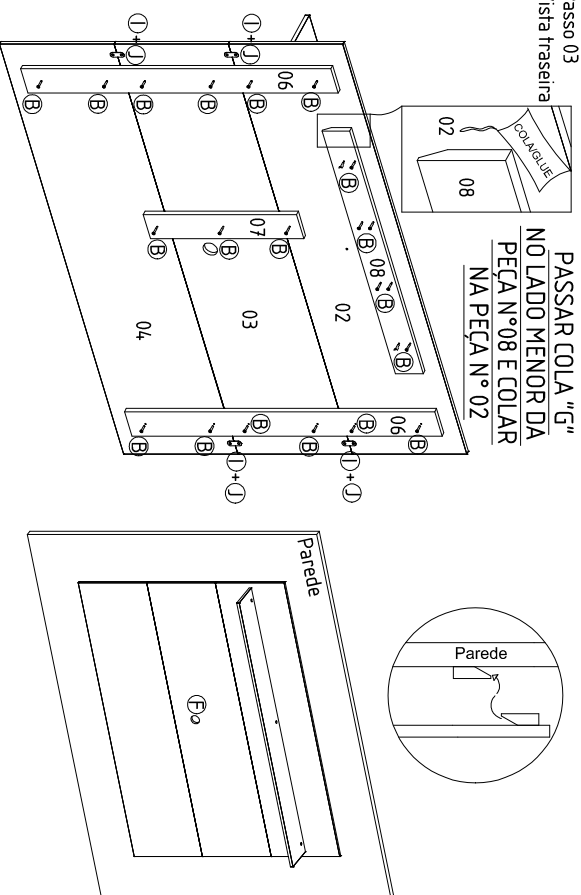
Passo 02

Vista frontal



Passo 03

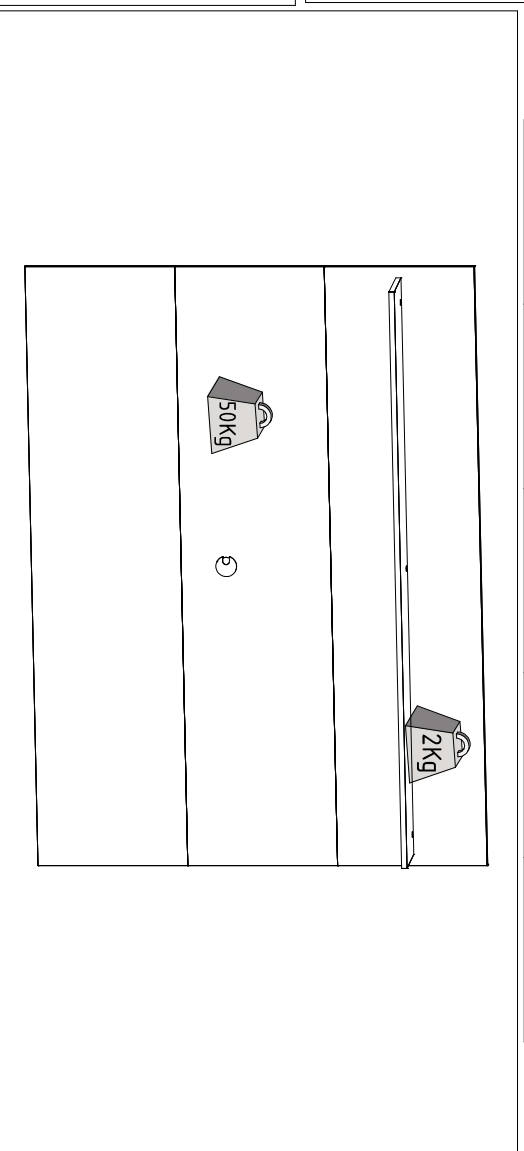
Vista traseira


**PASSAR COLA "G" NO LADO MENOR DA PEÇA N°08 E COLAR NA PEÇA N° 02**

Cód.	Referência	Cor	Pecas	Qt.	Medidas	M.P.	Piece	Pieza
01	1614A0.001	500	Prateleira Superior	1	1300x150x15	MDP	Upper Shelf	Prateleira Superior
02	1614A0.002	500	Painel Superior	1	1350x332x12	MDP	Top Panel	Panel mayor
03	1614A0.003	500	Painel Central	1	1350x332x12	MDP	Central Panel	Panel central
04	1614A0.004	500	Painel Inferior	1	1350x332x12	MDP	Lower Panel	Panel por debajo
05	1614A0.005	99	Engrosso Chantfrado	1	800x80x15	MDP	Thickening	Engrossado biselado
06	1614A0.006	99	Engrosso Lateral	2	900x80x15	MDP	Thickening Lateral	Engrosso Lateral
07	1614A0.007	99	Engrosso Central	1	445x80x15	MDP	Central thickening	Engrossado central
08	1614A0.008	99	Engrosso Chantfrado Painel	1	800x80x15	MDP	Thickened bevel panel	Engrossado biselado panel

Para pedidos de Assistência Técnica agrupar a Referência da Peça com o n° da Cor. Ex: 1614A0.001.500 (PRATELEIRA SUPERIOR na cor CASTANHA RÚSTICO)

A	B	C	D	E
Parafuso 4,0 x 50/ Screw 4.0 x 50. Tornillo 4.0 x 50. - 03	Parafuso 4,0 x 25 Screw 4.0 x 25 Tornillo 4.0 x 25 - 23	Porca cilíndrica Cylindrical nut / Tuercia cilíndrica - 03	Bucha fixação Ø8 / Fixing bushing / Buje de fijación - 04	Parafuso 5,0 x 70mm / Screw 5.0 x 70mm / Tornillo 5.0 x 70mm - 04
Passa fio 40mm Pass wire 40mm Passer cable 40mm - 01	Cola / Glue / Peginamento - 01	Capa Tapa Tapa - 03	Chapa reta 2 furos Straight plate 2 holes Placa recta 2 agujero - 04	Parafuso 3,5 x 12/ Screw 3.5 x 12. Tornillo 3.5 x 12. - 08



996

1350

177

Produto montado - Comp: 1350mm / prof: 177mm / alt: 996mm